



**New 190 to 220 hp (97/68 EC) 7030 Series Tractors**  
**220 to 250 hp with Intelligent Power Management**



JOHN DEERE

From field to road, the new 7030 Series tractors give you ground breaking performance. More transmission options, with up to 50 km/h at reduced engine rpm, help you to optimise your performance in any terrain.

The new John Deere 6.8 l PowerTech Plus engines generate more power and higher torque and together with improved drive train efficiencies, minimise fuel consumption. Plus, the new Intelligent Power Management gives you up to an additional 30 hp in transport and mobile PTO applications. You gain the performance of a larger engine without sacrificing efficiency.

Integrated guidance and documentation capabilities help you cut costs even more.

In the cab, form meets function. Easy to use controls deliver exact and precise results. The balanced, sculptured frame provides excellent functionality, productivity and versatility.

**At A Glance –**

- Greater capabilities for higher operational returns
- New Intelligent Power Management for up to 30 additional hp during transport and mobile PTO applications

# FIELD PROVEN ROAD RE

## 7030 Series – 3 Models

7730 Tractor	190 hp/220* hp (140 kW/162* kW)
7830 Tractor	205 hp/235* hp (151 kW/173* kW)
7930 Tractor	220 hp/250* hp (162 kW/184* kW)

- With Intelligent Power Management
- Horsepower figures shown are (97/68/EC) rated



**Experience the full range of power of the new 190 to 220 hp 7030 Series Tractors**

## **Excellent reliability**

- Full length sculptured frame reduces external stresses on the drivetrain and extends service life
- Service free components reduce maintenance costs
- Proven John Deere PowerTech engine technology



## **Lower operation costs**

- New 6.8 l John Deere PowerTech Plus engines use innovative technologies for economic operation
- Drivetrain efficiency improvements enhance fuel economy
- Integrated guidance and documentation solutions help refine operations for lower costs



## **Higher returns**

- High power-to-weight ratio for greater versatility
- Enhanced operator comfort reduces fatigue and increases productivity
- Innovative design and quality construction, along with added value optional features result in a greater resale value



## Table Of Contents

Introduction	2-3
A Sound Investment	4-5
Ag Management Solutions	6-7
Cab and Operator Comfort	8-9
Transmission Choices	10-11
John Deere PowerTech Plus Engine	12-13
Transport Solutions	14-15
Seeding Solutions	16-17
Field Work Solutions	18-19
Grassland/Industrial Solutions	20-21
Specifications	22-23

## A Sound Investment

Gain an advantage for your farm business with the 7030 Series tractors. Innovative design and quality construction provide a reliable, easy to own tractor that holds its value and reduces overall ownership costs.

Convenient payment plans from John Deere Credit make high level productivity attainable. Local dealer serviced maintenance plans and easy serviceability help you gain control over running costs.

John Deere and the 118 dedicated dealers in the UK and Ireland are committed to your success, developing equipment tools and solutions to help you gain productivity and greater profitability.

### **At A Glance –**

- *Greater resale value, reduced operational costs and convenient service and payment plans make the 7030 Series tractor a wise investment in your operation*

# Easy to own. Easy to use. A smart business decision for

*As a contractor, the durable design of the 7030 Series tractor allows you to provide a reliable service to your customers. You'll increase their satisfaction and yours.*



# your operation.



*Whether you operate a fleet of tractors or an individual unit, JDLink Machine Messenger helps you manage your machines. Review tractor data while in operation – all from the convenience of your office. JDLink gives you or your dealer visibility to live tractor performance data (i.e. fuel consumption, engine load or idle time), detailed service records and precise vehicle location.*



*The high quality design and construction of the 7030 Series results in greater resale value. The tractor you purchase today will hold its value for years, reducing ownership costs and making your purchase a wise investment. In addition, you can be ready for the future with added value features, such as ActiveSeat and Triple Link Suspension and innovative technologies, ie the reconfigurable GREENSTAR 2 Display.*



*Gain better control of running costs. Reduce service costs with upfront maintenance plans and multiple service free components. John Deere PowerGard repair plan is available to extend peace of mind.*



# Agronomic and business management integrated in one

True integration with a wide suite of AMS products and solutions helps you reduce costs in every aspect of your operation, making your operation smarter, more productive and more profitable.

A new colour, reconfigurable GREENSTAR 2 Display lets you get it all – guidance, documentation, ISO compatibility and performance monitor – on one display to replace individual implement monitors.

Be prepared for the future with integrated documentation capabilities. Data can be easily transferred between tractor and PC, allowing you to stay on top of field operations.

John Deere Ag Management Solutions help you make smarter decisions.

#### **At A Glance –**

- *Integrated guidance, performance, ISO control and documentation solution*
- *Easily transfer data for in-depth analysis of individual fields*



**New StarFire iTC position receiver with Integrated Terrain Compensation corrects all position calculations to adjust for uneven ground and slopes.**

## GUIDANCE APPLICATIONS

### GREENSTAR Parallel Tracking benefits

- Reduces overlap
- Improves efficiency – saves time, chemicals and fuel
- Adjusts for satellite drift, for precise applications
- Available on most equipment with 12 volt power
- Use on curved and straight track with all three signal options (SF1, SF2 and RTK)

### GREENSTAR AutoTrac benefits

- Saves money, reduces fuel consumption
- Increases field operating speeds
- Can help increase yields with more accurate seed, fertiliser and chemical placement
- Improves efficiency by maximising full width of implement
- Enhances operator comfort
- Use on curved and straight track with all three signal options (SF1, SF2 and RTK)



### GREENSTAR RTK benefits

- Most accurate guidance system
- Repeatability
- Reduces input costs and significantly improves efficiency
- Enhances operator comfort
- Fast signal acquisition
- John Deere RTK-X functionality to work around signal obstructions



The Original GREENSTAR System provides an affordable option for guidance and field documentation applications.

### Signal accuracy options

- **SF1 – FREE**, pass-to-pass accuracy of about  $\pm 30$  cm
- **SF2** pass-to-pass accuracy of  $\pm 10$  cm
- **StarFire RTK** – Real-time kinematics with  $\pm 2$  cm accuracy

Note: SF1 and SF2: 15 minutes pass-to-pass, about 95% of the time.  
RTK:  $\pm 2$  cm within 10km of base station and about 68% of the time.

## DOCUMENTATION

**Operational improvements, increased regulations and traceability** are only a few of the many reasons why precision farming is becoming commonplace on many farms. John Deere Ag Management Solutions (AMS) provides a one-stop source for your documentation needs that integrate perfectly with the tractor's GREENSTAR displays.

**Field Doc** is your in-field link to smarter operational decisions, letting you easily capture and view data for field boundaries, tillage, seeding, fertiliser and chemical operations, including conditions, varieties, rates, operator and more.

**Our software** helps you turn vast amounts of field data into power. Use it to keep records, calculate revenues, income and break-evens, create variable application/seeding maps, analyse field yields and performance and discover areas for improvement.

**Best of all**, these documentation solutions work with all current John Deere products, including sprayers, combines, seeders and more. The software is easy to use and lets you see impacts across your entire operation without having to import or export data into additional programmes.



**Two new colour reconfigurable GREENSTAR 2 Displays** are available with touch-screen or push-button controls. With the new GREENSTAR 2 Display, your 7030 Series tractor is fully prepared to optimise machine performance (Guidance applications and Performance Monitor), document all critical field tasks in an electronic fashion (Field Doc) and control ISOBUS compatible implements. The GREENSTAR 2 Display can be used to replace individual implement monitors for a cost effective solution. It comes pre-loaded with ISOBUS functionality, Parallel Tracking and basic field documentation software programmes.

## Supreme sight and sound. Convenient command and co

Experience unrivalled comfort and convenience in the seat of a new 7030 Series tractor.

The CommandView cab offers spacious room and plenty of ventilation for a comfortable environment. Easy to use, ergonomically located controls allow any operator to be confidently productive.

Add in the simplicity of the Commandarm console and these tractors are among the easiest you can operate. Speeds, throttle control, hydraulics, hitch and PTO controls are fingertip convenient. Optional ActiveSeat offers a smooth, unsurpassed quality ride.

Plus, new tuned attenuators help keep this cab among the quietest in the industry – now at 72 dB(A).

John Deere keeps it simple and comfortable to operate.

### **At A Glance –**

- Large, spacious cab with plenty of storage and convenient controls
  - Excellent all-round visibility
- Quality finish and materials for a difference you can feel



*Cab storage has been increased thanks to a new electrical secondary brake.*

*Tilttable steering wheel with memory setting makes entry and exit easy.*

*Large cab volume and all round ventilation offer a comfortable environment for long working days.*



*Overhead attenuators actively cancel sound waves for a quieter environment.*



*Optional Clima Track automatic temperature control allows you to specify a temperature; the system keeps it there, automatically adjusting vents and blower speeds as needed.*



*John Deere ActiveSeat suspension delivers the smoothest tractor ride in the industry. It actively reduces vertical movement. Available in textile and leather version.*



*New GREENSTAR 2 Display option is ISO compatible. Choose touch-screen or push-button controls.*



*A sleek, narrow hood profile provides outstanding visibility from the operator's seat.*



*John Deere CommandArm console for Autopowr tractors gives you fingertip control of critical tractor functions.*



*The addition of four, new, roof mounted flood lights improves forward visibility. Peel back the darkness of night and extend your vision even further with optional front and rear Xenon lighting.*

## Transmission Choices

With three transmission choices, you don't have to be limited – you can choose the right transmission for your operation, rather than being forced into a transmission you don't need. This freedom is just part of the experience of owning a John Deere.

Choose the advanced Autopower with infinite speed selection from 0.05 to 50 km/h; or the proven, economical PowerQuad Plus; or the best of both worlds Autoquad Plus with ECO SHIFT. You get a highly customisable transmission that lets you optimise in-field or on-road productivity. Plus you get easy to use operation that allows even the most inexperienced operator to be productive quickly.

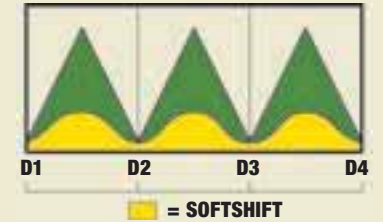
### At A Glance –

- Three transmission choices: To match your specific requirements: PowerQuad Plus, Autoquad Plus, and Autopower
- All providing a comfortable, easy to use interface with the operator

# Control. Ease. Precision. Efficiency. The power of choice

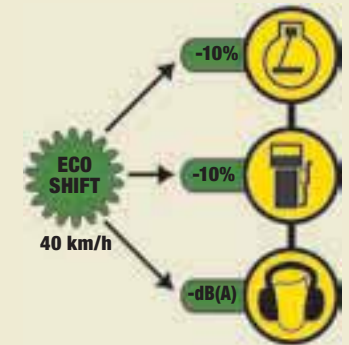


### PowerQuad Plus Transmission



**Get smooth gear changes, even under load, thanks to SoftShift.** The advanced John Deere engine/transmission team integrates the engine in shifting operations, briefly and automatically adjusting engine throttle to create a smooth shift. It's standard on both PowerQuad Plus and AutoQuad Plus.

### Autoquad Plus Transmission



**New ECO SHIFT** lets you travel at top transport speeds at lower engine rpm for up to 10% fuel savings and reduced engine noise. It's available for the 40 km/h Autoquad Plus transmission.

e.



*The Autopowr speed control lever has been ergonomically redesigned for even greater comfort and ease of use. It's just another example of the attention to detail you'll find in these tractors.*



### Autopowr Transmission

Tractor transmission technology has never been so easy to use.

Autopowr can be driven by anyone within a few seconds of sitting in the seat. A single lever lets you shift smoothly from 0 to 40 or 50 km/h ... and any speed in between. There's absolutely no clutching required, even to stop.

You can dial in a specific speed and the transmission and engine work together to keep the tractor there, with worry free, instant and automatic response to changing load conditions. And with our John Deere PowerZero, you can hold the tractor at zero speed – that means no rollbacks, even on inclines.



*As customisable as it is easy to use, Autopowr lets you fine tune the transmission to your operations for optimal economy and performance.*

# Tomorrow's technology for today's operation

John Deere engineers are committed to bringing you the award winning and most advanced tractor engine technology. New PowerTech Plus engines are the ideal powerplants for the new 7030 Series high power-to-weight ratio. Intelligent Power Management gives you up to 30 additional hp for transport and mobile PTO applications. Economical 6.8 l engines utilise four valves per cylinder and high pressure common rail fuel delivery for better response, constant high torque characteristics and efficient fuel delivery.

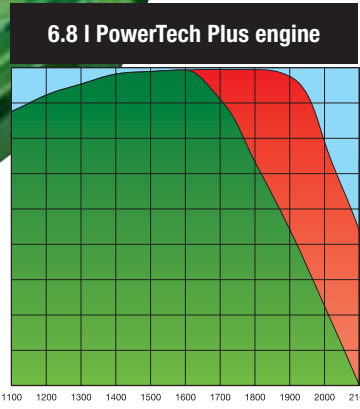

This 4V-CR construction gives you the ability to be more productive. Other new features, such as the variable geometry turbocharger, improve response and enhance fuel economy.

190 to 220 horsepower rated  
(97/68/EC)

### At A Glance –

- Power dense tractors with new 6.8 l engines for economical operation
- Advanced technologies such as 4V-CR design, VGT and EGR improve response and fuel economy

**Intelligent Power Management** gives you up to 30 additional hp when you need it during high rpm applications, such as transport or mobile PTO operations. At low engine rpm, you still get extra power – up to a 10% power bulge – perfect for field work such as ploughing.



Up to 40% engine torque rise gives you pulling power for the toughest conditions.

### PowerTech Plus Engine benefits to your bottom line

- **Power when you need it** – extra power of up to 10% at lower engine rpm, plus Intelligent Power Management providing up to 30 hp more. You'll always have power in reserve.
- **Four Valve Common Rail (4V-CR) design** uses four valves per cylinder and high pressure common rail fuel delivery to ensure instant response to varying load conditions. You get improved productivity and fuel economy.
- **The Highest Engine Technology** for PowerTech Plus engines with
- **New Variable Geometry Turbocharger (VGT)** provides excellent low speed torque, improved engine response and enhanced fuel economy.
- **Exhaust Gas Recirculation (EGR)** – proven on-highway technology improves fuel economy and reduces emissions.
- **Charge air cooling** and vistronic cooling fans improve engine performance and efficiency.



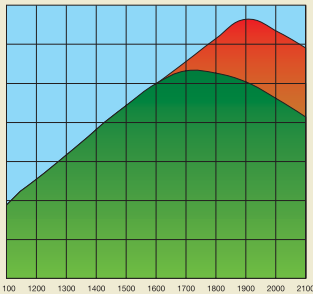
**What is power density?** New 7030 Series tractors give you a very high power-to-weight ratio. This power density means that you have added capability on the road and in the field. In transport, Intelligent Power Management gives you a boost of up to 30 hp, for faster acceleration under load and greater ability to maintain speed. In the field, you still have proper weight distribution for heavy tillage work without adding excessive weight. Mobile PTO operations such as seeding can be more productive, with added power when you need it for uneven terrain. High power to weight can also satisfy agronomic considerations such as minimising compaction in seedbed preparation and grassland work.



These new road ready 7030 Series tractors give you the ability to transport heavy trailers and implements up to 50 km/h with amazing confidence and economy.

No small detail was left out in John Deere engineers' search to improve fuel economy, especially during transport. In fact, they even improved oil management in the drive-train to reduce efficiency losses.

John Deere 7030 Series tractors – Field Proven. *Road Ready.*



**Intelligent Power Management.** Get up to an additional 30 hp automatically during transport – you'll accelerate faster and power up steep climbs with ease, even under heavy loads.

**At A Glance –**

- Intelligent Power Management gives you up to 30 additional hp during transport
- Efficiency improvements boost fuel economy

# Road ready for efficient, comfortable transport

**The Autoquad transmission's ECO SHIFT feature gives you 40 km/h transport speeds at significantly reduced engine rpm, saving up to 10% fuel and reducing noise.**



**Meet growing transport needs.**

A 50 l base oil takeout provides the capacity for tipping large trailers. An optional reservoir tank takes the capacity to 65 l without affecting the tractor's oil management and preserving transmission efficiency.



**Easily start and stop with the unique features of the Autopowr transmission.**

PowerZero lets you hold the tractor and load at zero speed, even on an incline, just by pulling up the left-hand reverser. And the integrated AutoClutch feature automatically engages when you step on the brakes.



**Suspension and braking.**

TLS front axles and optional ActiveSeat smooth out terrain – even on rutted roads – to allow faster, safer transport with greater comfort for the operator.

Optional front wheel brakes give you four wheel braking for greater stopping power, particularly for fully loaded trailers.



**As versatile as you need.** The unique three-in-one hitch rail lets you use a variety of connections, from pick-up to ball, wagon to piton. No matter which system you use, these tractors can accommodate.

Tyre options include new high deflection designs which can operate at continual low pressures for in-field and on-road applications (e.g. slurry spreading).

Work consistently to produce high quality crops with confidence, all day long. The new 7030 Series tractors provide added capabilities for any seeding or planting application.

A high capacity hydraulic pump ensures performance for consistent seed placement regardless of other hydraulic demands. E-SCV controls can be chosen on any tractor for their ease and precision of control, particularly as they can be integrated into the tractor's Implement Management System.

Importantly, integrated guidance solutions and Intelligent Power Management help you to increase productivity during short working windows.

**At A Glance –**

- Greater hydraulic and implement capabilities improve productivity
- Integrated guidance solutions increase operational efficiency

# High precision work for quality cropping and greater bo



*ISO compatible controls allow you to take command of implements for easier control and greater productivity to deliver performance that matches your operation's production plans.*



# ttom line results



**Greatly improve productivity and increase comfort with integrated GREENSTAR AutoTrac.**

*This hands free automatic steering system saves money, reduces fuel consumption and lets you increase field operating speeds.*

*It can also help increase yields with more accurate seed, fertiliser and chemical placement and maximises the full width of implements, leaving you free to concentrate on the quality of work instead.*



**A new high capacity hydraulic pump delivers 171 l/min flow, giving you greater capabilities in the field, especially for high volume seeding. Hydraulic motor return and power beyond kits are available to suit individual needs.**



**Choose mechanical or electro-hydraulic SCV controls.**

*E-SCVs put adjustments within fingertip reach, for precise and confident control of up to seven SCVs which can also be integrated into the tractor's Implement Management System.*



**Customise hydraulic flow rates and time.** *Optimise implement performance and make operations easier to reduce time spent in the field.*

## Field proven to get more done at the end of every day

Get power and pulling performance in all conditions with the field proven 7030 Series tractors.


With the power and torque you need to pull through difficult and changing field conditions, the tractors have an ideal weight distribution for less ballasting requirements, thanks to the full length, sculptured frame.

In addition, Triple Link Suspension (TLS) offers greater pulling power and traction, with suspension designed to maintain greater ground contact and work together with the rockshaft linkage geometry. Tall, Group 43 / 48 tyres can be equipped with all transmission choices to get the power to the ground.

### ***At A Glance –***

- *Ideal weight and engine characteristics to deliver field proven pulling power*
- *TLS 3 offers greater performance and comfort*





**TLS (Triple Link Suspension)** and heavy duty axles benefit field operations in three ways. Heavy duty axles enable the fitment of tall, Group 43 and 48 tyres for the highest tractive capabilities. TLS's suspended front wheels can follow ground contours individually to maintain traction and fully utilise the tractor's pulling power. An available full differential lock on the front axle limits slip in heavy work. Plus, absorbing bumps hydraulically rather than passing them through the frame and cab, improves comfort to accommodate higher working speeds.



**Implement Management System (IMS)** – is a feature that all operators are sure to appreciate.

You can set IMS to simultaneously perform multiple tractor functions per switch (up to 20 in total) – It's push-button easy.

IMS increases efficiency and productivity, plus it minimises operator fatigue. And by simplifying complex turning sequences, even less experienced operators can become more productive, more quickly.

The full length sculptured frame allows for a very tight turning radius when completing headland turns, even with large diameter Group 48 tyres.

## Greater versatility for greater returns

In large scale mowing and baling applications, the new 7030 Series tractors give you the power, convenience and productivity you require.

High speed mowing work is a reality thanks to Intelligent Power Management and integrated front hitch with PTO options. This high capacity versatility provides a machine that can be used all year round. Easy PTO changeover and controls make it simple to switch between implements.

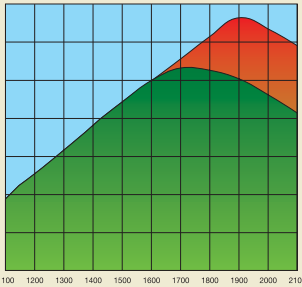
Plus, load and pressure compensated hydraulics with up to 171 l/min flow and seven SCVs give you the capability for multiple implements.

***Integrated front hitch and guidance solutions*** increase productivity during mowing, allowing you to take advantage of the full cutting width without leaving crop behind.



**At A Glance –**

- High capacity hydraulics for optimal implement performance
- Intelligent Power Management for high power density in PTO applications



**Intelligent Power Management** adds up to 30 extra hp, for increased power needs during mobile PTO applications. You'll maintain power even when mowing in heavy growth to keep ahead of the SPFH.



**Optional AutoTrac guidance** offers hands free convenience for increased productivity to work with wide mowing equipment at high speed.



**Choose Autopower** for convenience and productivity by maximising the travel speed to PTO power demands.



**A wider range of transmission choices means less compromise.** Travel as slow as 0.05 or as fast as 50 km/h with the easy to use Autopower transmission.

The increased versatility of the 7030 Series tractors allows them to be used in a variety of applications, including industrial and municipal use. Travel speeds of up to 50 km/h reduce time lost to transport, while increased transport capabilities means you can move heavy loads with ease.

For applications where speed control is crucial, the Autopower transmission lets you travel at any speed you select – as slow as 0.05 km/h. No additional creeper is needed.

Plus, Intelligent Power Management gives you a boost of up to 30 hp in transport and mobile PTO applications, so you have plenty of reserve power for trimming trees and grinding stumps, even on inclines.

**At A Glance –**

- High capacity hydraulics
- Easy to use transmissions
- Intelligent Power Management adds power in transport and mobile PTO applications

## John Deere quality that's extremely flexible

Tailor your new 7030 Series tractor to your operational needs.

Whether you need basic, yet high quality power in an affordable package, or a top-of-the-line machine to maximise productivity, the new 7030 Series tractors offer greater choices than ever before.

New models, new power levels, more transmissions, tyre and control choices, a wide range of cab appointments, multiple axle choices and increased versatility let you meet your operational needs – and budget. Convenient payment plans from John Deere Credit makes long term productivity attainable for immediate use. Talk to your dealer today to see how easy it is to put John Deere quality to work on your operation.



### **At A Glance –**

- *Wide specification choice for operational flexibility*
- *Easy purchase plans available*



	<b>7730</b>	<b>7830</b>	<b>7930</b>
<b>ENGINE PERFORMANCE</b>			
Rated power (97/68 EC)	190 hp (140 kW)	205 hp (151 kW)	220 hp (162 kW)
Maximum power (97/68 EC)	206 hp (152 kW)	225 hp (165 kW)	243 hp (179 kW)
Rated Intelligent Power Management 97/68EC (in mobile PTO and transport applications)	220 hp (162 kW)	235 hp (173 kW)	250 hp (184 kW)
Rated power (ECE-R24)	185 hp (136 kW)	200 hp (147 kW)	215 hp (158 kW)
Maximum power (ECE-R24)	201 hp (148 kW)	218 hp (160 kW)	234 hp (172 kW)
Rated Intelligent Power Management ECER24 (in mobile PTO and transport applications)	215 hp (158 kW)	230 hp (169 kW)	245 hp (180 kW)
Maximum Torque	859 Nm @ 1600 rpm	957 Nm @ 1600 rpm	1025 Nm @ 1600 rpm
Constant power range	500 rpm (1600 – 2100 rpm)	500 rpm (1600 – 2100 rpm)	500 rpm (1600 – 2100 rpm)
Torque Reserve	40%	40%	40%
<b>ENGINE SPECIFICATIONS</b>			
Rated speed	2100 rpm		
Type	PowerTech Plus, 6-cylinder, 4 Valve, Stage III A Emissions Certified		
Aspiration	Variable Geometry Turbocharger, Intercooled and Air to Air Aftercooled		
Displacement, bore and stroke	6.8 litre, 106.5 x 127 mm		
Cooling fan drive	Viscous, electronically-controlled Cooling Fan drive system		
Fuel Injection system & Control	High Pressure Common Rail with full electronic injection management		
Fuel Tank Capacity	392 litres; 358 litres with Right Hand Door		
<b>TRANSMISSION OPTIONS</b>			
AutoPowr	Infinitely Variable Transmission with full electronic engine and transmission management, AutoClutch, PowerZero, variable reverser ratio and Field Cruise		
Speed Range	Infinite – 50 m/h to 42 km/h or 50 km/h versions		
Modes	Four application modes: Manual (0), PTO (1), Heavy Draft (2) & Light Draft/Transport (3). Customisable Load Control (1, 2 & 3) & Economy (2 & 3) settings.		
AutoQuad Plus	Automatic shifting of 4 powershift speeds with variable reverser and shifting modes, speed matching, SoftShift and Field Cruise		
Speed Range	20F/20R – 2.4 to 42 km/h, 42 km/h ECO SHIFT or 50 km/h versions		
PowerQuad Plus	Four powershift speeds with left hand 1:1 power reverser; speed matching and SoftShift		
Speed Range	20F/20R – 2.4 to 42 km/h		
<b>PTO – FRONT &amp; REAR</b>			
Type	Independent oil cooled multiple disc, electro-hydraulically engaged & braked, rear PTO speeds shiftable in-cab		
Engine speed at standard PTO speeds	540/1000 or 540E/1000E/1000 rpm versions with 35 mm 6 / 21-spline dry change shaft	45 mm 20-spline 1000 rpm or 45 mm 1000 rpm PTO ± 35 mm 540/ 1000 6-spl. / 21-spl. kit	540 / 1000: 1950 rpm
Type – Front	1000: 1950 rpm; 540E / 1000E: 1750 rpm		
<b>HYDRAULIC SYSTEM</b>			
Maximum flow	1000 rpm Counterclockwise Type 1 (all models), 1000 rpm Clockwise Type 2 (7730 only) or 1000 rpm Clockwise Type 3 (7830/ 7930)		
Electro-Hydraulic Selective control valves	Pressure and Flow Compensating, load-sensing with dedicated axial piston-type pump		
Maximum SCV's	120 litres/min or 174 litres/min; 90 litres/min at SCV couplers		
<b>3-POINT HITCH</b>			
Rear Hitch Type	Neutral, raise, lower and float. Adjustable flow with temperature compensation. Selectable detents. Load check valves and release assistors		
Maximum lift capacity at hooks	Maximum 4 x rear + 3 x Front (Mid-stack) valves: 7		
OECD lift capacity at 610mm	Category III N / III with hook-type draft link ends		
Front Hitch Type	Electro-hydraulic with full electronic lower link draft sensing. Hitch dampening. External control switches.		
<b>FRONT AXLES</b>			
Standard duty front axles	7493 kg (73.5 kN) Standard, 9177 kg (90.0 kN) Optional		
Heavy duty front axles	6324 kg (62.0 kN) Standard, 7560 kg (74.0 kN) Optional		
Suspension system	Optional Category III N with hook-type draft link ends, 5200 kg (49.0 kN) lift capacity (3175 kg OECD at 610 mm)		
Suspension range and cylinders	100 mm, 2 double-acting cylinders with suspension and rebound damping		
<b>CAB</b>			
Type	CommandView cab, with ComfortCommand seat or ActiveSeat; Commandarm on AutoPowr models		
Sound Reduction/Level	Passive Noise Reduction System, 72 db (A) in-cab sound level		
Ag Management Solutions Preparation	GreenStar and ISO 11783 Ready		
Air System	Air Conditioning or optional ClimaTrac – Automatic Temperature Control		
Display	Command Center and Corner Post displays, available Hydraulic TouchSet panel and ISO-compliant GreenStar 2 colour displays		
<b>SERVICE INTERVALS AND QUANTITIES</b>			
Engine oil	500 hours, 26 litres	500 hours, 26 litres	500 hours, 26 litres
Engine Coolant	5000 hours, 29.3 litres	5000 hours, 29.3 litres	5000 hours, 29.3 litres
Transmission, final drive and hydraulic oil	1500 hours, 108 litres	1500 hours, 108 litres	1500 hours, 108 litres
<b>DIMENSIONS AND WEIGHTS</b>			
Width x Height x Length	2.44 x 3.11 x 5.45 m	2.44 x 3.18 x 5.50 m	2.44 x 3.18 x 5.50 m
With tyre size	600/65R28 and 710/70R38	600/70R30 and 650/85R38	600/70R30 and 710/70R42
Minimum shipping weight	7850 kg	7850 kg	7850 kg
Maximum Permissible Gross Weight at 40 km/h	13100 kg	13100 kg	13100 kg

Specifications and design subject to change without notice.

When it comes to in-the-field support, nothing matches the reliability of your John Deere dealer. Whether it's service after the sale, a critical part required for any of your equipment, regular maintenance or emergency repair, your dealer stands ready to deliver.

Dealer serviced maintenance plans help you gain control over running costs. Convenient payment plans from John Deere Credit offered by the John Deere dealers make the high level productivity of the field proven road ready 7030 Series tractors attainable today.

The John Deere dealer is the forefront of our long term commitment to your success.

## A solid partnership. A sound investment.



[www.johndeere.co.uk](http://www.johndeere.co.uk)  
[www.JohnDeereEurope.com](http://www.JohnDeereEurope.com)  
[www.johndeere.co.za](http://www.johndeere.co.za)  
[www.deere.com.au](http://www.deere.com.au)

This literature has been compiled for worldwide circulation. While general information, pictures and descriptions are provided, some illustrations and text may include finance, credit, insurance, product options and accessories NOT AVAILABLE in all regions. PLEASE CONTACT YOUR LOCAL DEALER FOR DETAILS. John Deere reserves the right to change specification and design of products described in this literature without notice.

"John Deere's green and yellow colour scheme, the leaping deer symbol and JOHN DEERE are trademarks of Deere & Company."



**JOHN DEERE**

**RELIABILITY IS OUR STRENGTH**